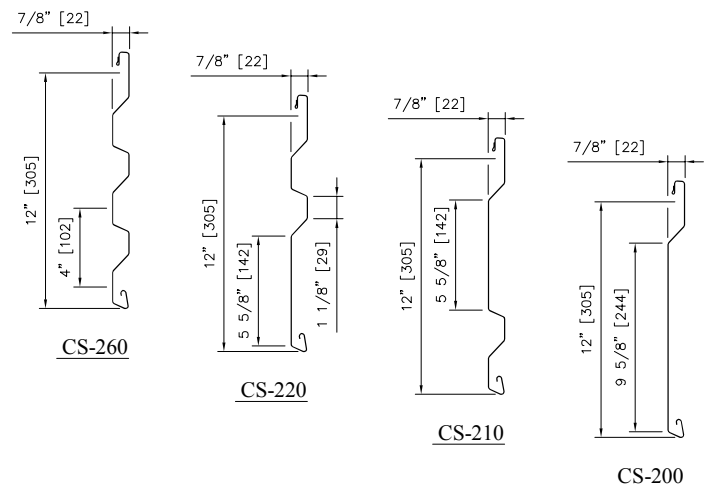
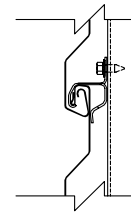



## Description

12" [305mm] wide coverage, 7/8" [22mm] deep profiled panels featuring one, two, or three asymmetrical ribs. These profiles have a unique interlocking side joint that incorporates a 16 gage [1.52mm] clip that provides concealed fastening and allows for thermal movement in non-overlapping conditions. This joint also functions to minimize moisture intrusion.

All Concept Series wall panels can be installed in a variety of horizontal or vertical rainscreen applications to form a complete wall system. Systems may vary from an uninsulated screen wall to a system utilizing MetalWrap®, an insulated composite backup panel system that provides Advanced Thermal and Moisture Protection (ATMP®). Contact your local CENTRIA sales person for more information regarding the performance of CENTRIA's rainscreens. This wall panel system has three attachment clip options. Contact CENTRIA for more information.



## Notes

- For information on special applications, contact your local CENTRIA Representative.
- All Concept Series panels may be used on walls and soffits but not roofs.
- Panel length tolerance is + or - 1/4" [6mm].
- For protective coatings - see CENTRIA Color Chart or visit [www.CENTRIA.com](http://www.CENTRIA.com).
- Oil canning within mill tolerances will not be cause for rejection.

## General Design Options

	<b>GALVANIZED<sup>1</sup> (G90)</b>	<b>STAINLESS STEEL<sup>1</sup> (304)</b>	<b>ALUMINUM<sup>1</sup> (3003-H14)</b>	<b>ZINC<sup>1</sup> (PRE-WEATHERED)</b>
<b>PANEL DEPTH</b>	7/8" [22mm]	7/8" [22mm]	7/8" [22mm]	7/8" [22mm]
<b>PANEL COVERAGE</b>	12" [305mm]	12" [305mm]	12" [305mm]	12" [305mm]
<b>SIDE LAP</b>	Interlocking	Interlocking	Interlocking	Interlocking
<b>END LAPS</b>	(See standard detail) Shop or field notch 2" [51mm] for 22 [.76mm] and 24 [.60mm] gages only. Flash or extrusion for all gages	(See standard detail) Shop or field notch 2" [51mm] for 22 [.76mm] and 24 [.60mm] gages only. Flash for all gages	(See standard detail) Shop or field notch 2" [51mm] for .032" [.81mm] Flash or extrusion for all thicknesses	(See standard detail) Flashing
<b>GAGES (STANDARD)</b>	20 [.91mm], 22 [.76mm]	20 [.91mm], 22 [.76mm]	.040" [1.02mm], .050" [1.27mm]	1mm [.039"]
<b>GAGES (OPTIONAL)</b>	18 [1.19mm], 24 [.60mm] CS-260 only	24 [.60mm] CS-260 only	.032" [.81mm] CS-260 only	Contact CENTRIA
<b>STANDARD LENGTH</b>	5 [1.52m] - 30 ft. [9.14m]	5 [1.52m] - 30 ft. [9.14m]	5 [1.52m] - 20 ft. [6.10m]	5 [1.52m] - 10 ft. [3.05m] <sup>3</sup>
<b>TEXTURE (STANDARD)</b>	Smooth	Smooth	Smooth	Smooth - Directional
<b>TEXTURE (OPTIONAL)</b>	Embossed <sup>2</sup> (20 [.91mm] - 24 [.60mm] gage only)	Embossed <sup>2</sup>	Embossed <sup>2</sup> (.032" [.81mm] only)	N/A
<b>FINISHES</b>	See CENTRIA Color Chart	#4 Brushed	See CENTRIA Color Chart	See Jarden Color Chart

1. Alternate base material, panel lengths and gages may also be available. Contact CENTRIA.  
2. Embossing is non-directional.  
3. Maximum Zinc Panel lengths are 10' [3.048m] for vertical and 20' [6.0m] for horizontal panels.  
\* Patent No.: US D538,948; D527,834